

CHADWICK ARBORETUM & LEARNING GARDENS

at The Ohio State University

CFAES

Action in the Arboretum

Chadwick Arboretum & Learning Gardens Volunteer Newsletter

August 2020

News

We are back! It has been two weeks of Tuesday and Thursday volunteer sessions in the Lane and Learning Gardens, and the gardens are looking amazing!

[Check out our in-person volunteering guidelines before coming out.](#)

Joe Lansing and Gail Santner have also been devoting many hours to planting the Hort Therapy beds, even though they will not have clients this year. **Thank you so much, Joe and Gail for keeping this garden beautiful.**



Cynthia Forrest and Beth Finnerty cleaning up the Van Wade Hosta Collection.

****Are you a new volunteer to Chadwick Arboretum? ****

Welcome! We are thrilled that you want to join us, and we truly do need you. The Volunteer Management System (VMS) website is where you can view all of our updated volunteer project descriptions.

Under the Newsletters/Documents tab, you can also find the orientation documents and past newsletters.

Visit: <https://ohio.volunteersystem.org/UniversalLogin.cfm>

Action in the Arboretum

Chadwick Arboretum & Learning Gardens Volunteer Newsletter

August 2020

Volunteer Opportunities

1) Weekly Garden Maintenance Sessions

Groups of 10 or less masked people, including horticulture staff. Sign up before coming!

- ✓ Online Sign Up links:
Tuesday mornings, 9-11 a.m. at the **Lane Ave. Gardens**: [LaneAveVolunteering](#)
Thursday mornings, 9-11 a.m. at the **Learning Gardens**: [LearningGardensVolunteering](#)
- ✓ Email: wilson.4615@osu.edu
- ✓ Text/call: (513) 593-0746

2) Biodiversity Project

A focus will be made to collect observations at the **Arboretum North** site but photos can be taken anywhere on the Arboretum grounds. View the entire project description on VMS [here](#).

- ✓ Anytime Monday – Friday, 8:00 – 5:00 p.m.



Photo Credit: Temple George

3) Kiosk Maintenance

Chadwick Arboretum has five kiosks around the different gardens that hold fliers, brochures, and other educational information. Volunteers are needed to help dream up and create graphics, and/or help maintain these! Email [Julia Wilson](#) if you are interested in “adopting” one or all!

4) Arboretum North

Denise Ellsworth is helping Chadwick Arboretum form a Steering Committee for Arboretum North, specifically around creating better pollinator habitat. To get started, we will be speaking with Nicole Cavendar, **Vice President of Science and Conservation at Morton Arboretum on Aug. 21!** Nicole originally studied at Ohio State and was responsible for installing our Pollinator Hillside at Arb. North several years ago. Visit [VMS](#) for more details.

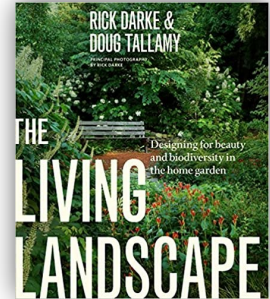
Action in the Arboretum

Chadwick Arboretum & Learning Gardens Volunteer Newsletter


August 2020

Upcoming Virtual Events and Education


- **Rick Darke: Lessons from the living landscape that is our home habitat: Aug. 3, 2020 7:30 p.m.** Doug Tallamy's co-author and photographer in *The Living Landscape*, you won't want to miss this 1-hour webinar, "devoted to proving how residential landscapes can be beautiful, manageable and joyfully livable while sustaining a vibrant diversity of plant and animal communities." Registration fee is on a sliding scale, \$5 - \$15. [Register here](#).
- **Growing and Enjoying Lilacs in Central Ohio: Aug. 4, 2020 7:00 p.m.** MGV Mike DeBard, MD, International Lilac Registrar and Board Member of the International Lilac Society, has everything you need to know about growing, cutting, and enjoying lilacs. Free.
Zoom link: go.osu.edu/lilacs Password: 090993
- **Denise Ellsworth, Director of The Bee Lab, Pollinator Webinars: Ongoing**
Learn to identify bees, design your own pollinator garden, or listen to a talk with Doug Tallamy! Denise Ellsworth has covered *all* of this and more over the past few months and [recorded and logged it all here for free](#). We especially encourage you to watch some of these if you are participating in the Biodiversity Project!



Swallowtail Caterpillars on Dill at the Hort Therapy Beds. Photo credit: Gail Santner



A Hibiscus Turret Bee, found by Teresa Staats at Arb North, 7/21/2020



The unusual native perennial Rattlesnake Master was observed growing by Petra Schmalbrock at Arb. North.

Action in the Arboretum

Chadwick Arboretum & Learning Gardens Volunteer Newsletter

August 2020

Get to Know the Garden

[The Van Wade Hosta Collection](#) is a must-visit attraction located within the Lane Ave. Gardens at Chadwick Arboretum. You will find this collection by turning left as you enter under the trellis entrance. The hostas are underneath a stunning tree canopy that includes a greek fir that is an “Ohio Big Tree Champion” and a dawn redwood. You will hardly believe that you’re right next to one of the busiest streets in Columbus -Lane Avenue! The tall tree canopy is an ideal condition for hostas as it provides bright dappled sunlight throughout the day.

Chadwick Arboretum employee Lina Sasaki and Hosta expert Cookie O’Neal help us document and track our hosta collection, which can be seen in [this illuminating map](#).

Visit the garden and find your favorites! Here are some of our volunteer’s favorites. Join us on Tuesdays from 9-11 to work in this garden.



'Curly Fries'



'June'



The deer favorite: Hosta nigrescens



'Remember Me'

Action in the Arboretum

Chadwick Arboretum & Learning Gardens Volunteer Newsletter

August 2020

Featured Resources

Volunteers can stay up to date on relevant information with these featured articles and websites.

BYGL (Buckeye Yard and Garden Line) Article: An Abundance of Eriophyid Mite Galls

Seeing strange growths and galls on your tree and shrub leaves? [Read More Here](#)

Environmental Professionals Network (EPN): Talking Trash: A Primer on Central Ohio's Waste Stream

Interested in learning about what can be done to keep these materials out of the landfill? Through this program you will glean insights and industry knowledge from Kyle O'Keefe, director of innovation and programs, Solid Waste Authority of Central Ohio. [Register for the August 11 event here.](#)

Project Nature Newsletter: The Monarch Butterfly I

The July edition of the Project Nature Newsletter is wonderfully comprehensive and all about the beloved Monarch Butterfly. There's so much to know! [Find this article and more here.](#)

Research: Soil Health and Ecosystem Services in OSU Chadwick Arboretum

Allison Swanka, grad from the School of Environment and Natural Resources (and previous Chadwick Arboretum student employee) recently completed her Undergraduate Honors Thesis by studying Chadwick Arboretum's soil. We are so grateful for her initiative to help us understand our soils. [Read it here](#), and check out the "conclusion" section for an overview.

Get a workout at Chadwick Arboretum

If you like to track your steps, or like to walk a certain amount of miles, check out [The Ohio State's list of walking loops around campus](#), featuring a few loops at different Arboretum locations. The Chadwick North Loop is 1.82 miles!

Goodbye Emily O'Donnell! A recent grad, Emily (in the middle) will be moving on to bigger things. Thank you for everything, Emily. We will miss you!



Action in the Arboretum

Chadwick Arboretum & Learning Gardens Volunteer Newsletter

August 2020

Safely Volunteering at Chadwick Arboretum in the time of COVID-19

Updated 7/27/2020

In-Person Volunteering Guidelines

- 1.) Each morning before coming onto campus, send Julia an email saying:
 - i. That you do not have a fever
 - ii. That you do not have a cough or other symptoms of Covid-19
 - iii. That you have not knowingly been exposed to anyone with Covid-19
- 2.) Volunteers must complete the *Release of All Claims* document and return to Julia Wilson. (scan or photo is fine)
- 3.) Each person will be required to have a mask. Masks will be worn when talking or in close quarters with others. Masks may be removed if you are physically distant from others.

FAQs

- 4.) *What if I am new and have never volunteered at Chadwick before?* Email Julia Wilson at Wilson.4615@osu.edu for an orientation!
- 5.) *Will there be a limited number of people allowed?* No more than 10 people at a time (staff and volunteers combined) will be permitted in a single area.
- 6.) *Why can't I attend unscheduled?* In the event that we will need to do contact-tracing, we have to keep a record of who is where.
- 7.) *Will sanitizer be supplied?* Chadwick Staff will always bring hand sanitizer and sanitizing wipes - or sanitation solution.
- 8.) *What happens if a volunteer finds out they have COVID-19 after coming out to the site?* If a volunteer learns that they have come into contact with an individual with COVID-19, the volunteer must immediately quarantine from Chadwick Arboretum for 14 days and contact Julia immediately. If a volunteer who has been on site tests positive for COVID-19 they must also contact Julia immediately. (MGVs must also contact Mike Hogan.)
- 9.) *Do we need to be 6 feet apart?* Each person is required to observe physical distancing guidelines of 6 ft. apart.
- 10.) *Will Chadwick provide the tools?* Usually yes, but for now each person is asked to bring and mark their own tools, and not share them.
- 11.) *Can I bring a friend?* Yes, if they have signed-up beforehand. If the person wants to continue volunteering, we will ask them to sign up as an official Chadwick Volunteer and they may need to complete a background check if they don't have one through OSU.
- 12.) *Will there be restrooms or water access?* For now, bring your own water and have it labeled with name or identifier. Since there is no building access now, we unfortunately don't have restrooms. Only stay as long as you can. ☺